

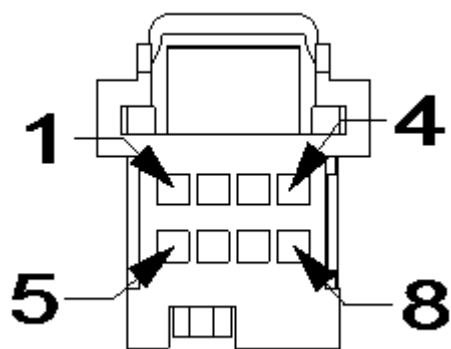
# Your Ultimate Source for OEM Repair Manuals

FactoryManuals.net is a great resource for anyone who wants to save money on repairs by doing their own work. The manuals provide detailed instructions and diagrams that make it easy to understand how to fix a vehicle.

## 2023 Jeep Gladiator Service and Repair Manual

[Go to manual page](#)

### Connector Views



Pin	Cicuit	Cicuit Function	Color	Gauge/Size	Option
IP					
1	N0	NO CONNECT	NA	0	
2	N0	NO CONNECT	NA	0	
3	N0	NO CONNECT	NA	0	
4	N0	NO CONNECT	NA	0	
5	C36	TEMP SIGNAL	BU	0.35	
6	C37	SENSOR RETURN	BU	0.35	
7	C41	POWER SUPPLY	BU	0.35	
8	C45	GROUND	BU	0.35	

MODULE No:D3881A		Option:QUAD ZONE
Connector Details		Harness Family
Location View	Location View	HVAC_Front

Connector Views

Mating Side:

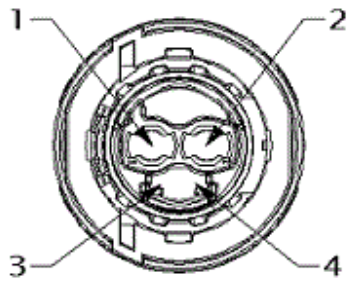


Isometric View:

Pin	Cicuit	Cicuit Function	Color	Gauge/Size	Option
6	N0	NO CONNECT	NA	0	
7	Z912	GROUND	BK	0.50	
8	N0	NO CONNECT	NA	0	

Sample

## Connector Views

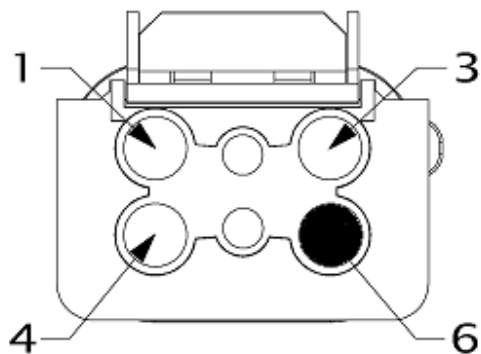


Isometric View:



Wire Insertion Side:

**Connector Views**



Pin	Cicuit	Cicuit Function	Color	Gauge/Size	Option
HV_CHARGE_PORT_TO_IDCM					
1	H324	CHARGING PORT AC LINE 1	DB	6.0	
2	H328	CHARGING PORT PROXIMITY DETECTION SIGNAL	DB	0.75	
3	H325	CHARGING PORT AC LINE 2	DB	6.0	
4	H326	CHARGING PORT GROUND	DB	6.0	
5	H329	CHARGING PORT CONTROL PILOT SIGNAL	DB	0.75	

YOUR CURRENT VEHICLE

## Module-Integrated Dual Charge C5

### MODULE-INTEGRATED DUAL CHARGE C5

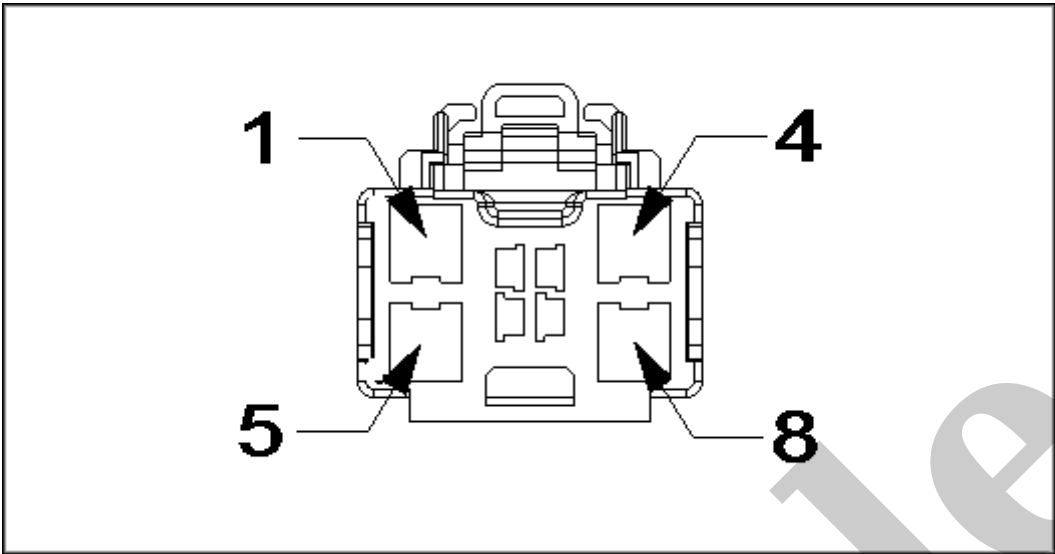
MODULE No:D525E		Option:Standard
Connector Details		Harness Family
Color	NA	
Part Number	R9025	JUMPER_IDCM_NEG
Repair Kit Part Number		JUMPER_IDCM_NEG
Part Description		JUMPER_IDCM_NEG
Cavity Count	1	JUMPER_IDCM_NEG
Location View	<a href="#">Location View</a>	JUMPER_IDCM_NEG

Connector Views
Mating Side:

Pin	Cicuit	Cicuit Function	Color	Gauge/Size	Option
6	N0	NO CONNECT	NA	0	
7	D610	CAN C (+) - EPT	WH	0.35	
8	D611	CAN C (-) - EPT	WH	0.35	
9	N0	NO CONNECT	NA	0	
10	N0	NO CONNECT	NA	0	
11	N0	NO CONNECT	NA	0	
12	N0	NO CONNECT	NA	0	
13	N0	NO CONNECT	NA	0	
14	N0	NO CONNECT	NA	0	
15	N0	NO CONNECT	NA	0	
16	N0	NO CONNECT	NA	0	

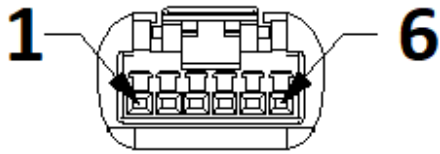


Connector Views




Pin	Cicuit	Cicuit Function	Color	Gauge/Size	Option
Body					
1	P802	AC VOLTAGE LINE 2	GN	0.50	
2	N0	NO CONNECT	NA	0	
3	N0	NO CONNECT	NA	0	
4	A401	FUSED B(+)	RD	2.0	
5	P801	AC VOLTAGE LINE 1	GN	0.50	
6	P805	AC VOLTAGE LINE 3	GN	0.35	
7	N0	NO CONNECT	NA	0	
8	Z920	GROUND	BK	2.0	EXCEPT 3RD ROW RHD
8	Z921	GROUND	BK	2.0	EXCEPT 3RD ROW
8	Z923	GROUND	BK	2.0	3RD ROW

## Connector Views



Isometric View:



Wire Insertion Side: