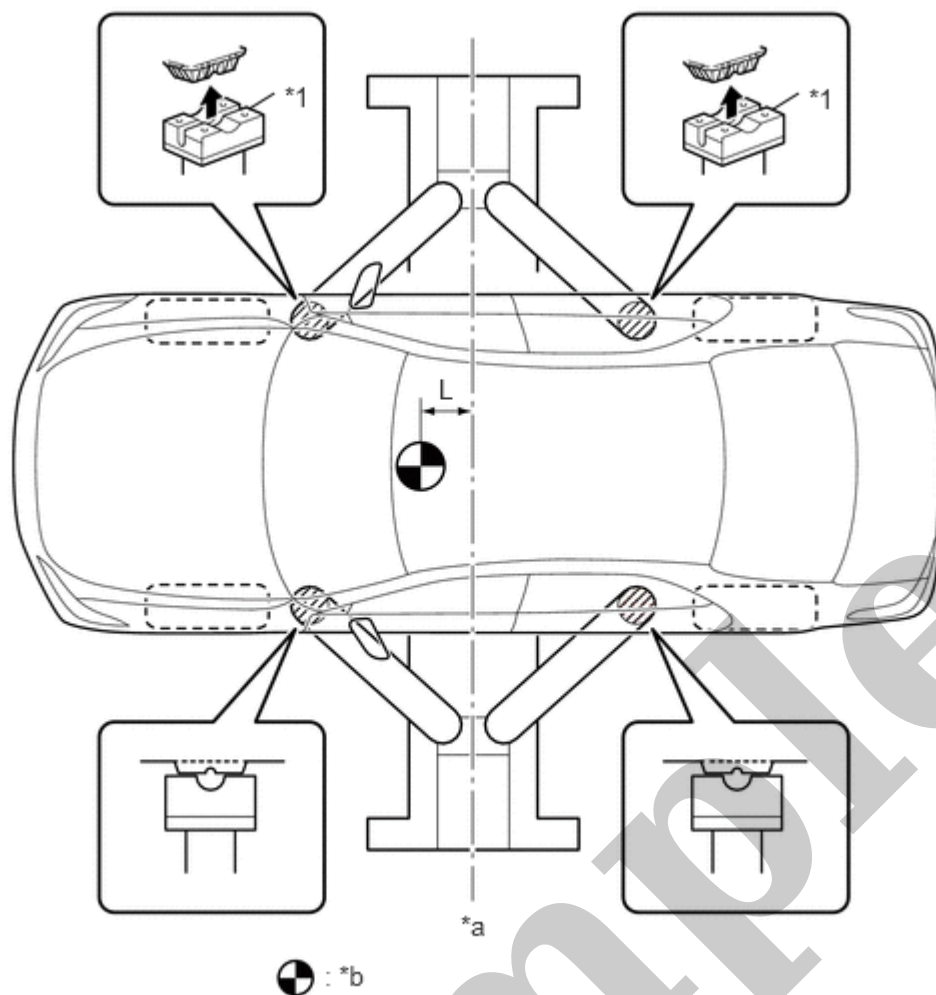


Your Ultimate Source for OEM Repair Manuals

FactoryManuals.net is a great resource for anyone who wants to save money on repairs by doing their own work. The manuals provide detailed instructions and diagrams that make it easy to understand how to fix a vehicle.

Toyota Rav4 2022 Manual - Service & Repair Workshop Guide

[Go to manual page](#)



*1	Rubber Attachment	-	-
*a	Center of lift	*b	VEHICLE CENTER OF GRAVITY (Unloaded Condition)

HINT:
 The shape of the support position varies depending on the vehicle model. Therefore, make sure to confirm the shape.

PRECAUTIONS FOR WHEN USING A PLATE TYPE LIFT

- (a) Follow the safety procedures outlined in the lift's instruction manual.
- (b) Use plate lift attachments (rubber lifting blocks) on top of the plates.
- (c) Be sure to set the vehicle to the specified position described in the following chart and shown in the following illustration.

Right and left set position	Center the vehicle on the lift.
Front and rear set position	<ul style="list-style-type: none"> Align the plate cushion ends with the lower ends of the attachments (A). Align the upper end of the attachments (B) with the rocker flange front side notch.

- (d) Ensure that the plate lift or rubber lifting blocks do not contact the body cladding or lower mouldings.
- (e) Use the lift to raise the vehicle until the tires are off the ground, then stop the lift and shake the front and rear of the vehicle to make sure that it is stable.

Last Modified: 07-10-2024	6.11:8.1.0	Doc ID: RM100000001JJB7
Model Year Start: 2020	Model: Supra	Prod Date Range: [03/2019 -]
Title: INTRODUCTION: WHEN REMOVING,INSTALLING,REPAIRING OR REPLACING PARTS: COMPONENTS; 2020 - 2025 MY Supra [03/2019 -]		

COMPONENTS

Refer to the TOYOTA Repair Manual for components.

HINT:

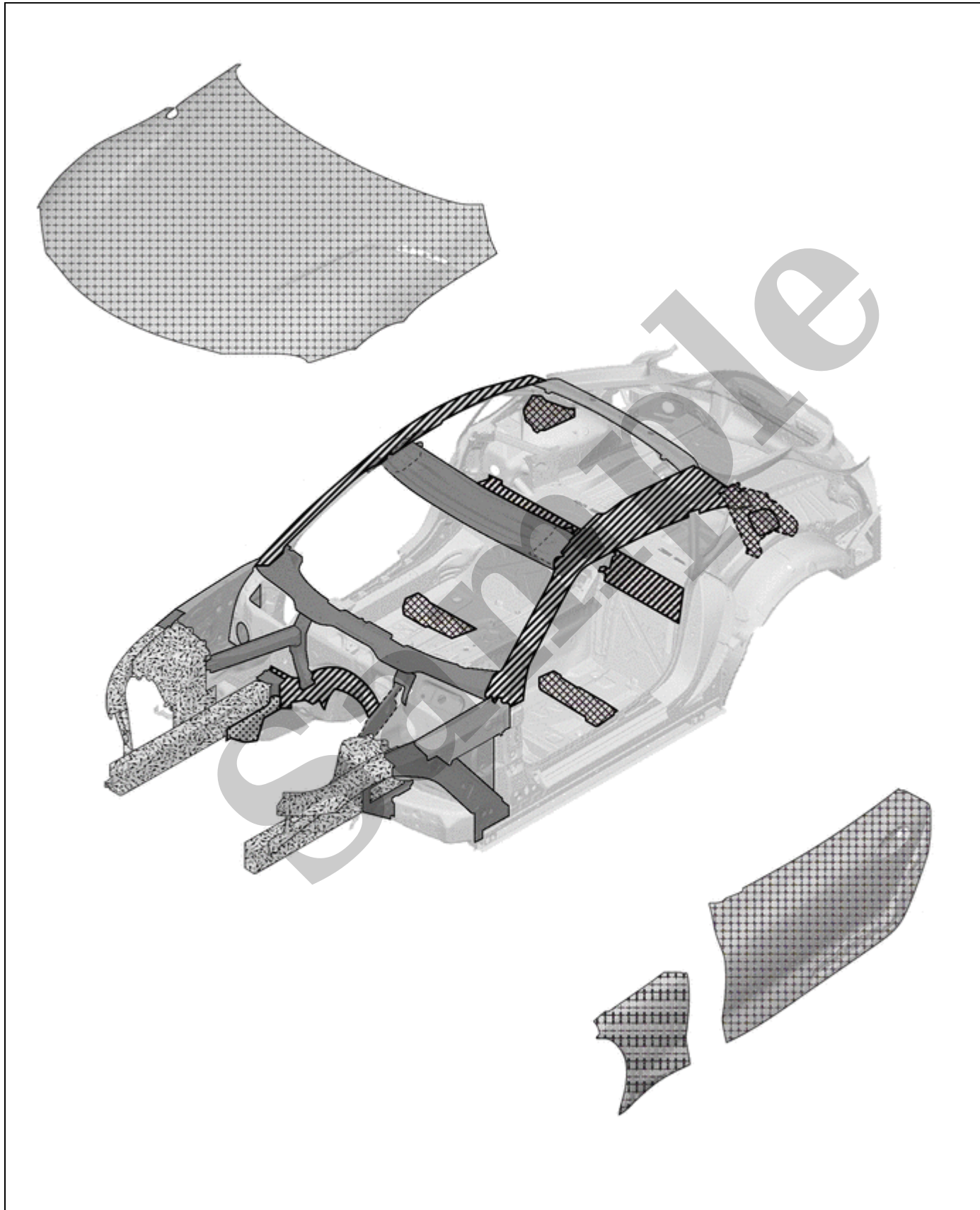
- Vehicle Interior > INTERIOR PANELS / TRIM
- Vehicle Exterior > EXTERIOR PANELS / TRIM

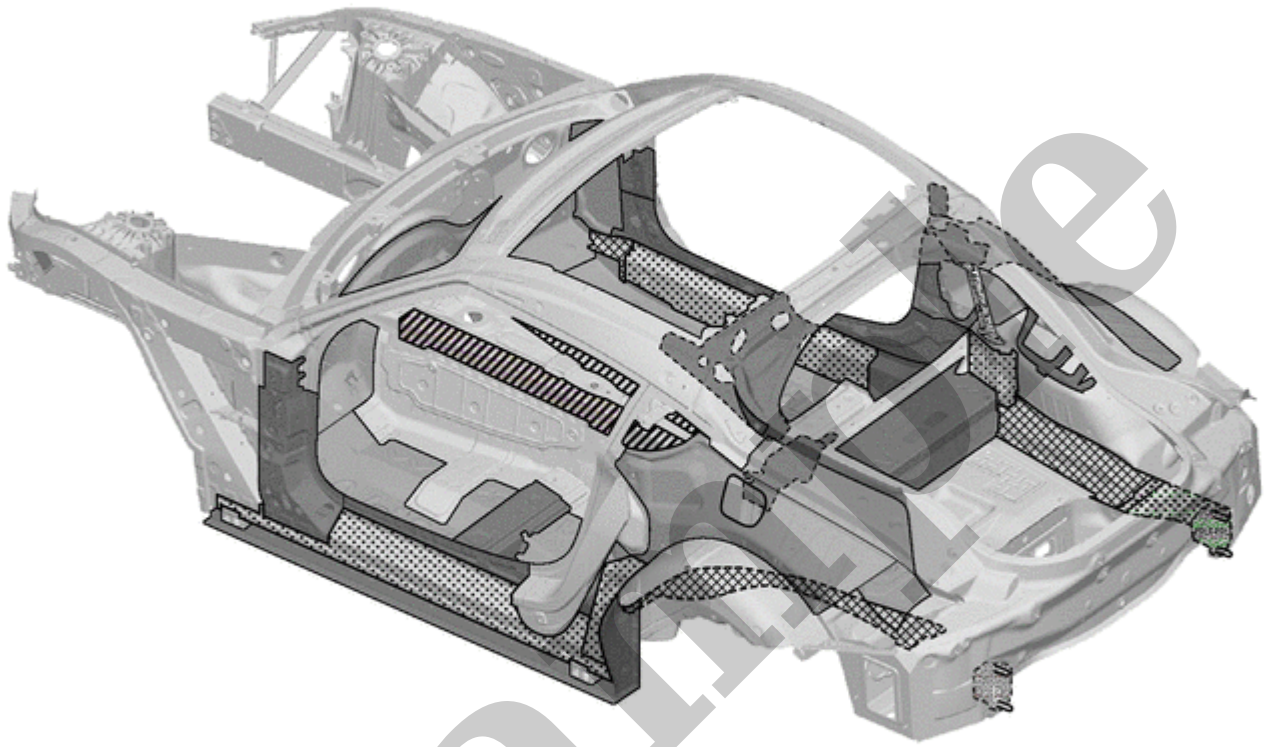






Sample

Last Modified: 07-10-2024	6.11:8.1.0	Doc ID: RM100000001J508
Model Year Start: 2020	Model: Supra	Prod Date Range: [03/2019 -]
Title: INTRODUCTION: ABOUT THIS VEHICLE: STRUCTURAL OUTLINE; 2020 - 2025 MY Supra [03/2019 -]		

STRUCTURAL OUTLINE





	1180 MPa Ultra High Strength Steel		980 MPa Ultra High Strength Steel
	780 MPa Ultra High Strength Steel		440 MPa High Strength Steel