


Your Ultimate Source for OEM Repair Manuals

FactoryManuals.net is a great resource for anyone who wants to save money on repairs by doing their own work. The manuals provide detailed instructions and diagrams that make it easy to understand how to fix a vehicle.

2022 Jeep Wrangler Service and Repair Manual

[Go to manual page](#)

Connector Views



Wire Insertion Side:

Sample

YOUR CURRENT VEHICLE

Module-Brake System Control

MODULE-BRAKE SYSTEM CONTROL

MODULE No:D2721A		Option:RHD
Connector Details		Harness Family
Color	BLACK	
Part Number	2209521-1_9-2322105-9	DASH
Repair Kit Part Number	68507980AA	DASH
Part Description		DASH
Cavity Count	46	DASH

Connector Views

Mating Side:

MODULE No:D2721A		Option:LHD
Connector Details		Harness Family
Part Number	2209521-2_9-2322105-9	DASH
Repair Kit Part Number	68507980AA	DASH
Part Description		DASH
Cavity Count	46	DASH
Location View	Location View	DASH

Connector Views

Mating Side:

Isometric View:

YOUR CURRENT VEHICLE

Module-Camera Interior C2

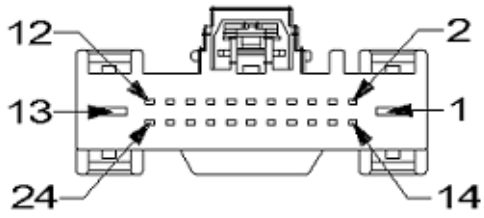
MODULE-CAMERA INTERIOR C2

MODULE No:D3467B		Option:Standard
Connector Details		Harness Family
Color	VIOLET	
Part Number	59Z006-T00-H_59K2DV-1XXA4	JUMPER_CAMERA_FAMILY
Repair Kit Part Number		JUMPER_CAMERA_FAMILY
Part Description		JUMPER_CAMERA_FAMILY
Cavity Count	1	JUMPER_CAMERA_FAMILY
Location View	Location View	JUMPER_CAMERA_FAMILY

Connector Views

Mating Side:

Connector Views



Isometric View:

YOUR CURRENT VEHICLE

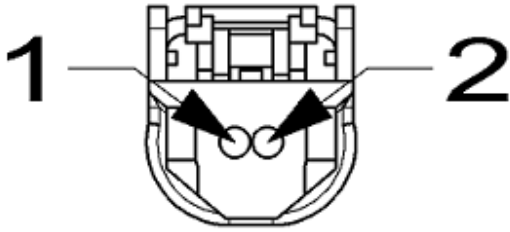
Module-Central ADAS Decision 2 MAP C2

MODULE-CENTRAL ADAS DECISION 2 MAP C2

MODULE No:D2324B		Option:Standard
Connector Details		Harness Family
Color	BLACK	
Part Number	34729-0080	Body
Repair Kit Part Number	68429701AA	Body
Part Description		Body
Cavity Count	8	Body
Location View	Location View	Body

Pin	Circuit	Circuit Function	Color	Gauge/Size	Option
Body					
1	P561	POWER SUPPLY	OG	0.50	
2	P563	RETURN	OG	0.50	
3	D320	PRIVATE CAN FD (+)	DB	0.50	
4	D319	PRIVATE CAN FD (-)	BG	0.50	
5	P557	POWER SUPPLY	BG	0.50	

Connector Views



Pin	Circuit	Circuit Function	Color	Gauge/Size	Option
Body					
1	D802	PRIVATE ETHERNET (+)	WH	0.13	
2	D803	PRIVATE ETHERNET (-)	YE	0.13	

YOUR CURRENT VEHICLE

Module-Central ADAS Decision 2 MAP C5

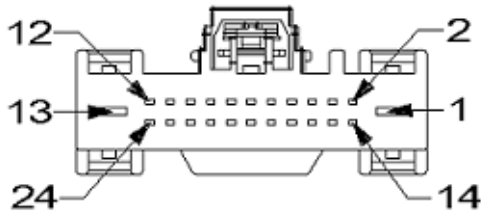
MODULE-CENTRAL ADAS DECISION 2 MAP C5

MODULE No:D2324E		Option:Standard
Connector Details		Harness Family
Color	BLUE	
Part Number	E7K11A-1AQX5-C	Body
Repair Kit Part Number		Body
Part Description		Body
Cavity Count	2	Body
Location View	Location View	Body

Connector Views

Mating Side:

Connector Views



Isometric View: