


Your Ultimate Source for OEM Repair Manuals

FactoryManuals.net is a great resource for anyone who wants to save money on repairs by doing their own work. The manuals provide detailed instructions and diagrams that make it easy to understand how to fix a vehicle.

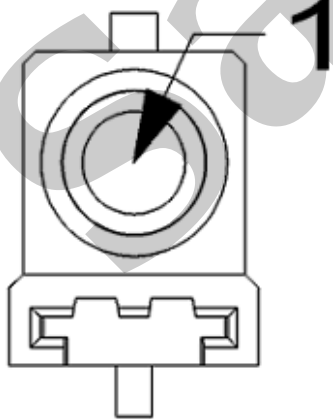
2021 Jeep GRAND COMMANDER Service Manual

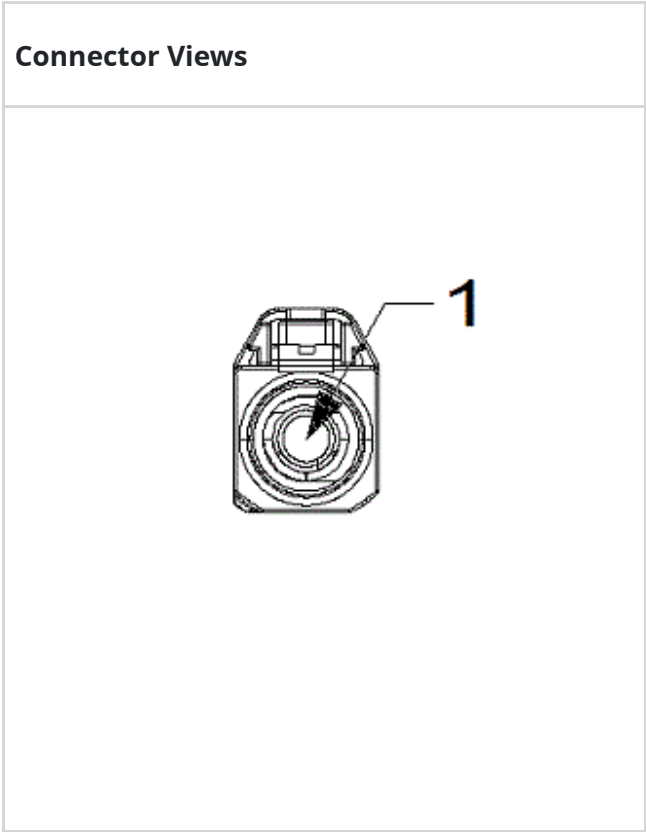
[Go to manual page](#)

Connector Views



Wire Insertion Side:





Pin	Cicuit	Cicuit Function	Color	Gauge/Size	Option
Body					
1	J220	COAX CABLE	BK	.14	

XY1550A

HARNESS_CONNECTOR No:Y1550A		Option:Standard
Connector Details		Harness Family
Color	BROWN	
Part Number	59Z118-C00-F	LIFTGATE
Repair Kit Part Number		LIFTGATE
Part Description		LIFTGATE
Cavity Count	1	LIFTGATE

Xy1551a


XY1551A

HARNESS_CONNECTOR No:X1551A		Option:Standard
Connector Details		Harness Family
Color	RED	
Part Number	59Z113-000-L	Body
Repair Kit Part Number		Body
Part Description		Body
Cavity Count	1	Body
Location View	Location View	Body

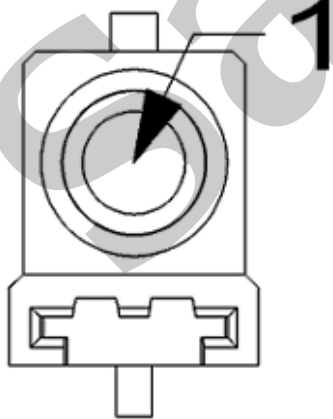
Connector Views


Mating Side:

Connector Views



Wire Insertion Side:

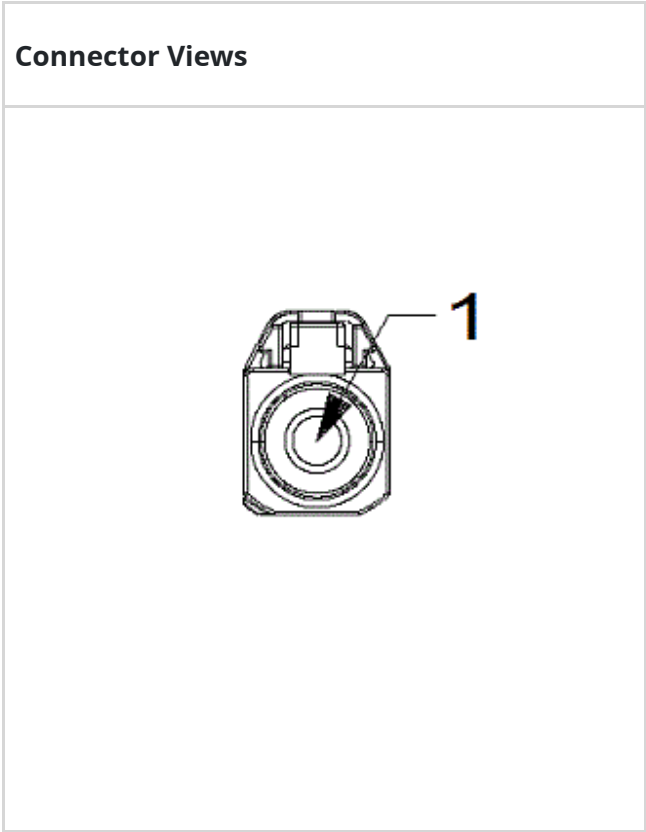




Pin	Cicuit	Cicuit Function	Color	Gauge/Size	Option
LIFTGATE					
1	J239	COAX CABLE	BK	.14	

XY1560A

HARNESS_CONNECTOR No:Y1560A		Option:Standard
Connector Details		Harness Family
Color	BLACK	
Part Number	59Z176-C01-A	CHMSL_Jumper
Repair Kit Part Number		CHMSL_Jumper
Part Description		CHMSL_Jumper
Cavity Count	1	CHMSL_Jumper



Pin	Cicuit	Cicuit Function	Color	Gauge/Size	Option
Body					
1	J224	COAX CABLE	BK	.14	

XY1602A

HARNESS_CONNECTOR No:Y1602A		Option:Standard
Connector Details		Harness Family
Color	RED	
Part Number	59Z118-C00-L	DOOR_PASSENGER
Repair Kit Part Number		DOOR_PASSENGER
Part Description		DOOR_PASSENGER
Cavity Count	1	DOOR_PASSENGER

YOUR CURRENT VEHICLE


Xy1603a

XY1603A

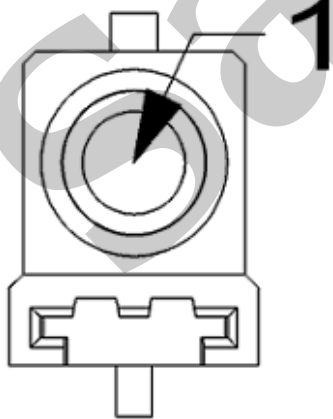
HARNESS_CONNECTOR No:X1603A		Option:Standard
Connector Details		Harness Family
Color	RED	
Part Number	59Z113-000-L	Body
Repair Kit Part Number		Body
Part Description		Body
Cavity Count	1	Body
Location View	Location View	Body

Connector Views
Mating Side:

Connector Views



Wire Insertion Side:



Connector Views



Wire Insertion Side: