

# Your Ultimate Source for OEM Repair Manuals

FactoryManuals.net is a great resource for anyone who wants to save money on repairs by doing their own work. The manuals provide detailed instructions and diagrams that make it easy to understand how to fix a vehicle.

## 2020 Jeep Gladiator Service and Repair Manual

[Go to manual page](#)

YOUR CURRENT VEHICLE

## Port-UCI 3rd Row LT

### PORT-UCI 3RD ROW LT

<b>HARNESS_CONNECTOR No:D2452A</b>		<b>Option:Standard</b>
<b>Connector Details</b>		<b>Harness Family</b>
Color	BLACK	
Part Number	HCMPB-03-K	JUMPER_QUARTER_TRIM_REAR_LEFT
Repair Kit Part Number		JUMPER_QUARTER_TRIM_REAR_LEFT
Part Description		JUMPER_QUARTER_TRIM_REAR_LEFT
Cavity Count	3	JUMPER_QUARTER_TRIM_REAR_LEFT
Location View	<a href="#">Location View</a>	JUMPER_QUARTER_TRIM_REAR_LEFT

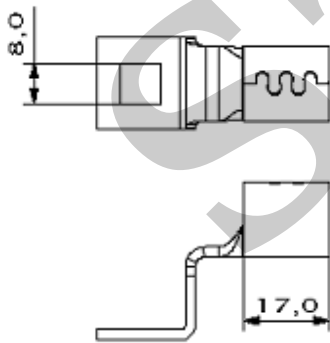
Pin	Circuit	Circuit Function	Color	Gauge/Size	Option
JUMPER_QUARTER_TRIM_REAR_LEFT					
1	F782	FUSED IGNITION	PK	0.50	
2	N0	NO CONNECT	NA	0	
3	Z923	GROUND	BK	0.50	

POST-PASS THROUGH C1

<b>HARNES_CONNECTOR No:D8118A</b>		<b>Option:Standard</b>
<b>Connector Details</b>		<b>Harness Family</b>
Color	NA	
Part Number	KKTE20456	JUMPER_IDCM_POS
Repair Kit Part Number		JUMPER_IDCM_POS
Part Description		JUMPER_IDCM_POS
Cavity Count	1	JUMPER_IDCM_POS
Location View	<a href="#">Location View</a>	JUMPER_IDCM_POS

**Connector Views**

Mating Side:



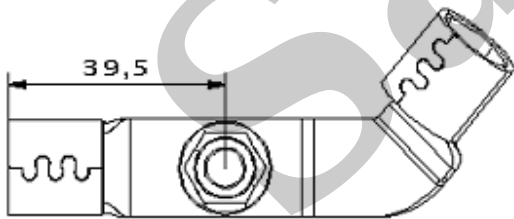
Isometric View:

**POST-PASS THROUGH C2**

<b>HARNESS_CONNECTOR No:D8118B</b>		<b>Option:Standard</b>
<b>Connector Details</b>		<b>Harness Family</b>
Color	NA	
Part Number	KKTE20971	BATTERY_DUAL_INTERIOR
Repair Kit Part Number		BATTERY_DUAL_INTERIOR
Part Description		BATTERY_DUAL_INTERIOR
Cavity Count	1	BATTERY_DUAL_INTERIOR
Location View	<a href="#">Location View</a>	BATTERY_DUAL_INTERIOR

**Connector Views**

Mating Side:



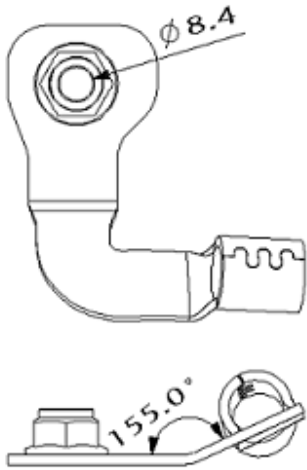
Isometric View:

Pin	Circuit	Circuit Function	Color	Gauge/Size	Option
1	A886	FUSED B(+)	RD	95.0	2.0L PHEV


**POST-PASS THROUGH C3**

<b>HARNESS_CONNECTOR No:D8115C</b>		<b>Option:RHD</b>
<b>Connector Details</b>		<b>Harness Family</b>
Color	NA	
Part Number	KKTE21224	BATTERY_DUAL_INTERIOR
Repair Kit Part Number		BATTERY_DUAL_INTERIOR
Part Description		BATTERY_DUAL_INTERIOR
Cavity Count	1	BATTERY_DUAL_INTERIOR
Location View	<a href="#">Location View</a>	BATTERY_DUAL_INTERIOR

## Connector Views

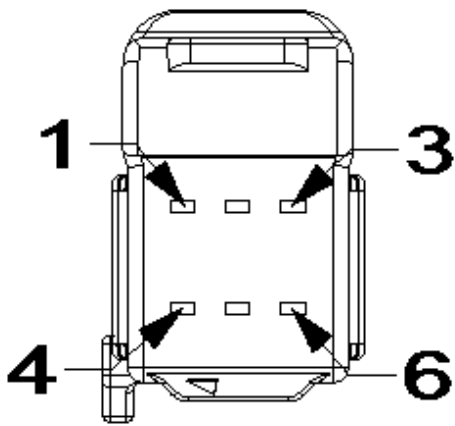


Isometric View:



Pin	Circuit	Circuit Function	Color	Gauge/Size	Option
BATTERY_DUAL_INTERIOR					
1	A9	FUSED B(+)	RD	60.0	

## Connector Views



Pin	Circuit	Circuit Function	Color	Gauge/Size	Option
CONSOLE_CENTER					
1	P805	AC VOLTAGE LINE 3	GN	0.35	
2	N0	NO CONNECT	NA	0	
3	P801	AC VOLTAGE LINE 1	GN	0.50	
4	P807	INVERTER SWITCH SIGNAL	GN	0.35	
5	N0	NO CONNECT	NA	0	
6	P802	AC VOLTAGE LINE 2	GN	0.50	

YOUR CURRENT VEHICLE

## Pump-Auxiliary High Temperature

### PUMP-AUXILIARY HIGH TEMPERATURE

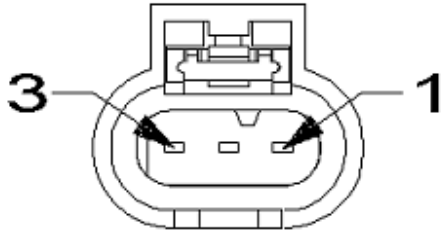
<b>HARNESS_CONNECTOR No:D3127A</b>		<b>Option:Standard</b>
<b>Connector Details</b>		<b>Harness Family</b>
Color	BLACK	
Part Number	805-121-592	UNDERBODY
Repair Kit Part Number	68510660AA	UNDERBODY
Part Description		UNDERBODY
Cavity Count	3	UNDERBODY
Location View	<a href="#">Location View</a>	UNDERBODY

#### Connector Views

Mating Side:



## Connector Views

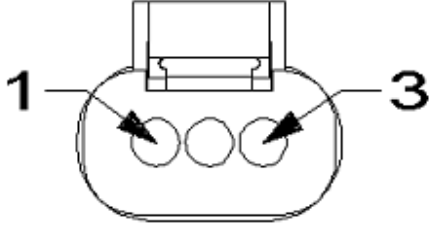


Isometric View:



Wire Insertion Side:

## Connector Views



Pin	Circuit	Circuit Function	Color	Gauge/Size	Option
UNDERBODY					
1	Z935	GROUND	BK	0.50	
2	D422	LIN BUS	WH	0.35	
3	A947	FUSED B(+)	RD	0.50	