

Your Ultimate Source for OEM Repair Manuals

FactoryManuals.net is a great resource for anyone who wants to save money on repairs by doing their own work. The manuals provide detailed instructions and diagrams that make it easy to understand how to fix a vehicle.

2019 Jeep Renegade Service and Repair Manual

[Go to manual page](#)

YOUR CURRENT VEHICLE

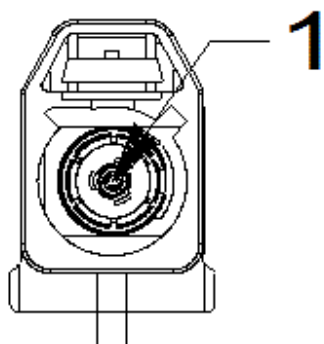
HV Test Port

HV TEST PORT

HARNESS_CONNECTOR No:D8110A		Option:Standard
Connector Details		Harness Family
Color	ORANGE	
Part Number	7385-1213-51	HV_TEST_PORT
Repair Kit Part Number		HV_TEST_PORT
Part Description		HV_TEST_PORT
Cavity Count	4	HV_TEST_PORT
Location View	Location View	HV_TEST_PORT

Connector Views
Mating Side:

Connector Views



Isometric View:



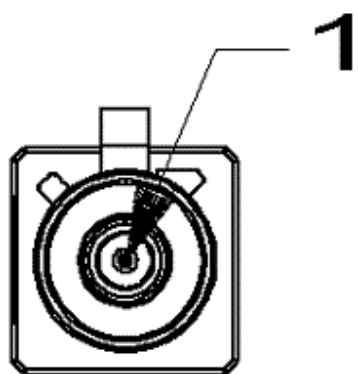
Wire Insertion Side:

Sample

HARNESS_CONNECTOR No:I6626C		Option:Standard
Connector Details		Harness Family
Location View	Location View	Mirror_Pass

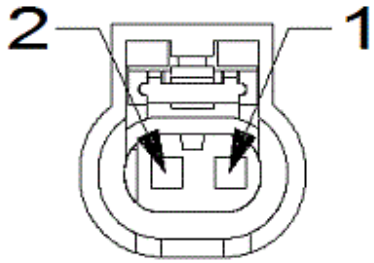
Connector Views

Mating Side:



Isometric View:

Connector Views

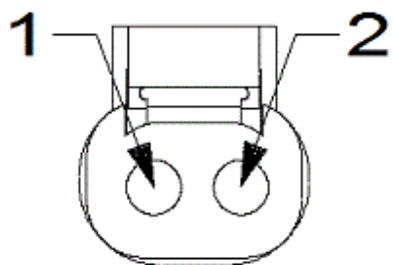


Isometric View:



Wire Insertion Side:

Connector Views



Pin	Cicuit	Cicuit Function	Color	Gauge/Size	Option
ENGINE					
1	K12	CONTROL	BN	0.50	
2	K612	LSD CONTROL	YE	0.50	

YOUR CURRENT VEHICLE

Injector-Fuel 4

INJECTOR-FUEL 4

HARNESS_CONNECTOR No:D5217A		Option:2.0L
Connector Details		Harness Family
Color	BLACK	
Part Number	805-120-532	ENGINE
Repair Kit Part Number	68475548AA	ENGINE
Part Description		ENGINE
Cavity Count	2	ENGINE
Location View	GRAND CHEROKEE (WL)	ENGINE

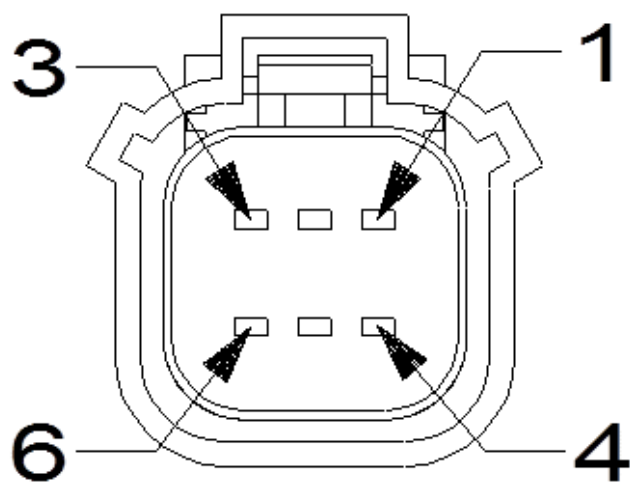
Connector Views

Mating Side:

Connector Views

Mating Side:

Connector Views

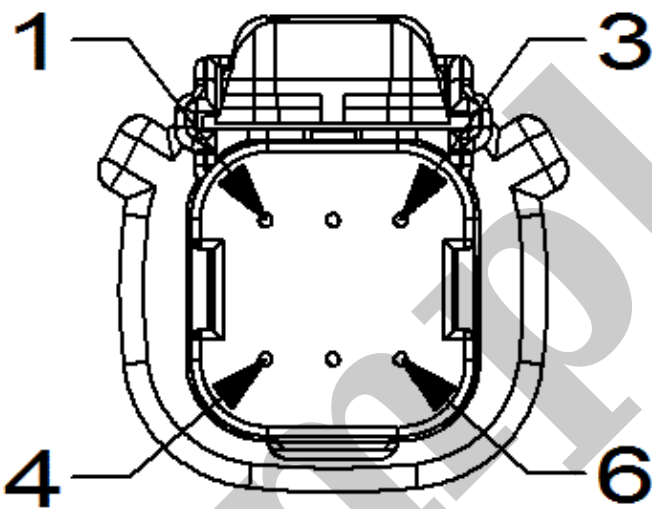


Isometric View:



Wire Insertion Side:

Connector Views



Pin	Cicuit	Cicuit Function	Color	Gauge/Size	Option
Body					
6	L563	FAULT SENSE SIGNAL	WH	0.35	