

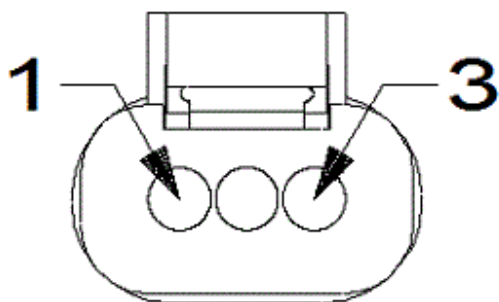
Your Ultimate Source for OEM Repair Manuals

FactoryManuals.net is a great resource for anyone who wants to save money on repairs by doing their own work. The manuals provide detailed instructions and diagrams that make it easy to understand how to fix a vehicle.

2019 Jeep Cherokee Service and Repair Manual

[Go to manual page](#)

Connector Views



Pin	Circuit	Circuit Function	Color	Gauge/Size	Option
Injector					
1	K10	CONTROL	DB	1.0	
2	F343	ASD RELAY OUTPUT	BN	1.0	
3	Z914	GROUND	BK	0.35	

YOUR CURRENT VEHICLE

Fuse F03 SHUNT

FUSE F03 SHUNT

HARNESS_CONNECTOR No:F0003R		Option:Standard
Connector Details		Harness Family
Color	NA	
Part Number	FUSE_ARRAY	PDC_REAR
Repair Kit Part Number	See Starparts	PDC_REAR
Part Description		PDC_REAR
Cavity Count	2	PDC_REAR
Location View	Front	PDC_REAR

Connector Views
Mating Side:

Pin	Cicuit	Cicuit Function	Color	Gauge/Size	Option
2	A9	FUSED B(+)	INTERNAL	NA	

Sample

YOUR CURRENT VEHICLE

G901A

G901A

HARNESS_CONNECTOR No:G901A		Option:Standard
Connector Details		Harness Family
Color	NA	
Part Number	MGT001BFLPH	DASH
Repair Kit Part Number		DASH
Part Description		DASH
Cavity Count	1	DASH
Location View	Location View	DASH

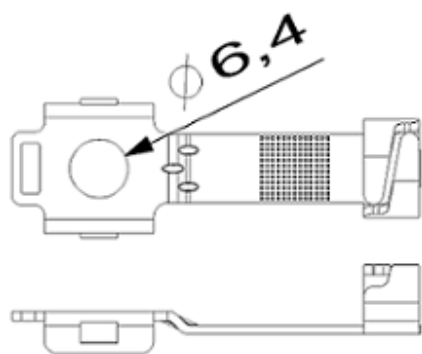
Connector Views

Mating Side:

Connector Views

Mating Side:

Connector Views



Isometric View:



Pin	Cicuit	Cicuit Function	Color	Gauge/Size	Option
DASH					
1	Z902	GROUND	BK	6.0	

Sample

Connector Views



Pin	Cicuit	Cicuit Function	Color	Gauge/Size	Option
GROUND_ENGINE					
1	Z904	GROUND	BK	50.0	

YOUR CURRENT VEHICLE

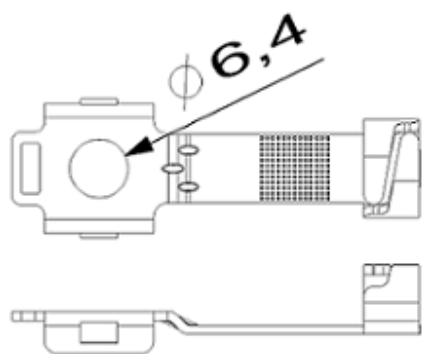
G905A

G905A

HARNESS_CONNECTOR No:G905A		Option:Standard
Connector Details		Harness Family
Color	NA	
Part Number	R9007	GROUND_ENGINE
Repair Kit Part Number	Not Serviceable	GROUND_ENGINE
Part Description		GROUND_ENGINE
Cavity Count	1	GROUND_ENGINE
Location View	GRAND CHEROKEE (WL)	GROUND_ENGINE

Connector Views
Mating Side:

Connector Views



Isometric View:



Pin	Cicuit	Cicuit Function	Color	Gauge/Size	Option
DASH					
1	Z906	GROUND	BK	1.0	