

Your Ultimate Source for OEM Repair Manuals

FactoryManuals.net is a great resource for anyone who wants to save money on repairs by doing their own work. The manuals provide detailed instructions and diagrams that make it easy to understand how to fix a vehicle.

2018 NISSAN Micra 5 Doors OEM Service and Repair Workshop Manual

[Go to manual page](#)

1. PRECONDITIONING

If "Confirmation Procedure" has been previously conducted, always power switch OFF (auto ACC function OFF) and wait at least 10 seconds before conducting the next test.

>>

[GO TO 2.](#)

2. CHECK DTC DETECTION

 With CONSULT

1. Power switch OFF (auto ACC function OFF) to ON.

CAUTION:

Be sure to wait of 10 seconds after power switch OFF (auto ACC function OFF) or ON.

2. Perform self-diagnosis for "CHASSIS CONTROL".

Is DTC "C1B93-86" detected?

YES-1>>

"CRNT" is displayed: Refer to [DTC Diagnosis Procedure](#).

YES-2>>

"PAST" is displayed: INSPECTION END (Erase the memory of self-diagnosis results.)


NO-1>>

To check malfunction symptom before repair: Refer to [Intermittent Incident](#).

NO-2>>

Confirmation after repair: INSPECTION END

1. CHECK VCM SYSTEM

 With CONSULT

Perform self-diagnosis for "EV/HEV".

Is DTC detected?


YES>>

Check the DTC. Refer to [DTC Index](#).

NO>>

[GO TO 2.](#)

2. ERASE SELF-DIAGNOSIS RESULT

 With CONSULT

1. Erase self-diagnosis result for "CHASSIS CONTROL".
2. Power switch OFF and wait for 10 seconds or more.

>>

INSPECTION END

DTC DETECTION LOGIC

DTC No.		CONSULT screen terms	DTC detection condition	
C1B8D	82	AVM	Diagnosis condition	When power switch is ON.
			Signal (terminal)	CAN communication signal
			Threshold	Around view monitor control unit is malfunctioning.
			Diagnosis delay time	2 seconds or more

POSSIBLE CAUSE

Around view monitor control unit

FAIL-SAFE

Normal control

Sample

1. PRECONDITIONING

If “Confirmation Procedure” has been previously conducted, always power switch OFF (auto ACC function OFF) and wait at least 10 seconds before conducting the next test.

>>

[GO TO 2.](#)

2. CHECK DTC DETECTION

 With CONSULT

1. Power switch OFF (auto ACC function OFF) to ON.

CAUTION:

Be sure to wait of 10 seconds after power switch OFF (auto ACC function OFF) or ON.

2. Perform self-diagnosis for “CHASSIS CONTROL”.

Is DTC “C1B8D-82” detected?

YES-1>>

"CRNT" is displayed: Refer to [DTC Diagnosis Procedure](#).

YES-2>>

"PAST" is displayed: INSPECTION END (Erase the memory of self-diagnosis results.)


NO-1>>

To check malfunction symptom before repair: Refer to [Intermittent Incident](#).

NO-2>>

Confirmation after repair: INSPECTION END

1. CHECK AROUND VIEW MONITOR CONTROL UNIT SYSTEM

 With CONSULT

Perform self-diagnosis for "AVM".

Is DTC detected?

YES>>

Check the DTC. Refer to [DTC Index](#).

NO>>

[GO TO 2.](#)

2. ERASE SELF-DIAGNOSIS RESULT

 With CONSULT

1. Erase self-diagnosis result for "CHASSIS CONTROL".
2. Power switch OFF and wait for 10 seconds or more.

>>

INSPECTION END

DTC DETECTION LOGIC

DTC No.		CONSULT screen terms	DTC detection condition	
C1B90	82	EPS	Diagnosis condition	When power switch is ON.
			Signal (terminal)	CAN communication signal
			Threshold	Power steering control module is malfunctioning.
			Diagnosis delay time	2 seconds or more

POSSIBLE CAUSE

Power steering control module

FAIL-SAFE

Normal control

Sample

1. PRECONDITIONING

If “Confirmation Procedure” has been previously conducted, always power switch OFF (auto ACC function OFF) and wait at least 10 seconds before conducting the next test.

>>

[GO TO 2.](#)

2. CHECK DTC DETECTION

 With CONSULT

1. Power switch OFF (auto ACC function OFF) to ON.

CAUTION:

Be sure to wait of 10 seconds after power switch OFF (auto ACC function OFF) or ON.

2. Perform self-diagnosis for “CHASSIS CONTROL”.

Is DTC “C1B90-82” detected?

YES-1>>

"CRNT" is displayed: Refer to [DTC Diagnosis Procedure](#).

YES-2>>

"PAST" is displayed: INSPECTION END (Erase the memory of self-diagnosis results.)

NO-1>>

To check malfunction symptom before repair: Refer to [Intermittent Incident](#).

NO-2>>

Confirmation after repair: INSPECTION END

1. CHECK POWER STEERING CONTROL MODULE SYSTEM

 With CONSULT

Perform self-diagnosis for "EPS/DIRECT ADAPTIV STEERING 3".

Is DTC detected?

YES>>

Check the DTC. Refer to [DTC Index](#).

NO>>

[GO TO 2.](#)

2. ERASE SELF-DIAGNOSIS RESULT

 With CONSULT

1. Erase self-diagnosis result for "CHASSIS CONTROL".
2. Power switch OFF and wait for 10 seconds or more.

>>

INSPECTION END

DTC DETECTION LOGIC

DTC No.		CONSULT screen terms	DTC detection condition	
C1B93	82	Engine/HEV system	Diagnosis condition	When power switch is ON.
			Signal (terminal)	CAN communication signal
			Threshold	VCM is malfunctioning
			Diagnosis delay time	2 seconds or more

POSSIBLE CAUSE

VCM

FAIL-SAFE

The following functions are suspended.

- Intelligent trace control function
- Automatic brake hold function
- e-Step function