

# Your Ultimate Source for OEM Repair Manuals

FactoryManuals.net is a great resource for anyone who wants to save money on repairs by doing their own work. The manuals provide detailed instructions and diagrams that make it easy to understand how to fix a vehicle.

## 2016 TOYOTA Tundra Crew Cab OEM Service and Repair Workshop Manual


[Go to manual page](#)

<b>Last Modified:</b> 07-26-2024	6.11:8.1.0	<b>Doc ID:</b> RM100000001JCGE
<b>Model Year Start:</b> 2020	<b>Model:</b> Supra	<b>Prod Date Range:</b> [03/2019 - ]
<b>Title:</b> 8HP51 (AUTOMATIC TRANSMISSION / TRANSAXLE): COMBINATION SWITCH: REMOVAL; 2020 - 2025 MY Supra [03/2019 - ]		

## REMOVAL

## CAUTION / NOTICE / HINT

Click here [INFO](#) [INFO](#) [INFO](#)

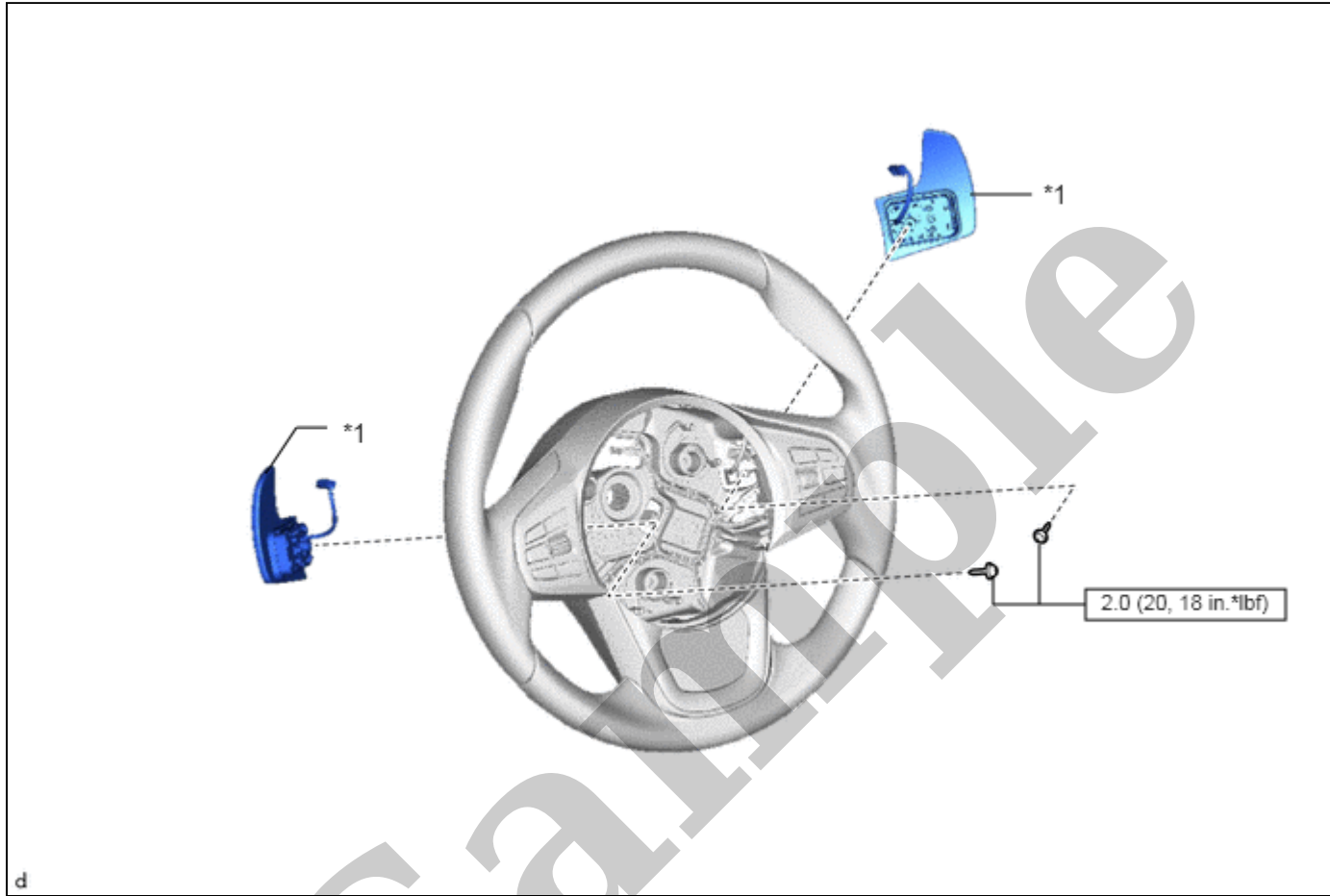


Sample

<b>Last Modified:</b> 07-26-2024	6.11:8.1.0	<b>Doc ID:</b> RM100000001JCGG
<b>Model Year Start:</b> 2020	<b>Model:</b> Supra	<b>Prod Date Range:</b> [03/2019 - ]
<b>Title:</b> 8HP51 (AUTOMATIC TRANSMISSION / TRANSAXLE): SHIFT PADDLE SWITCH: COMPONENTS; 2020 - 2025 MY Supra [03/2019 - ]		


## COMPONENTS

## ILLUSTRATION

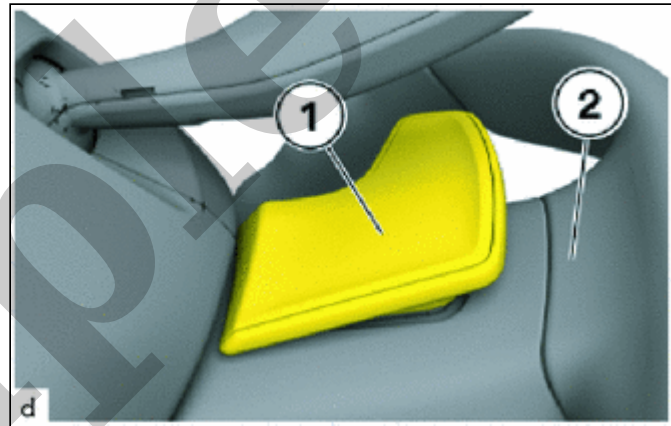


*1	TRANSMISSION SHIFT SWITCH ASSEMBLY	-	-
	N*m (kgf*cm, ft.*lbf): Specified torque	-	-





(b) Loosen the T20 bolt (2).



(c) Thread the transmission shift switch assembly (1) out of the steering wheel (2).

Sample

Last Modified: 07-26-2024

6.11:8.1.0

Doc ID: RM10000001JCG4

Model Year Start: 2020

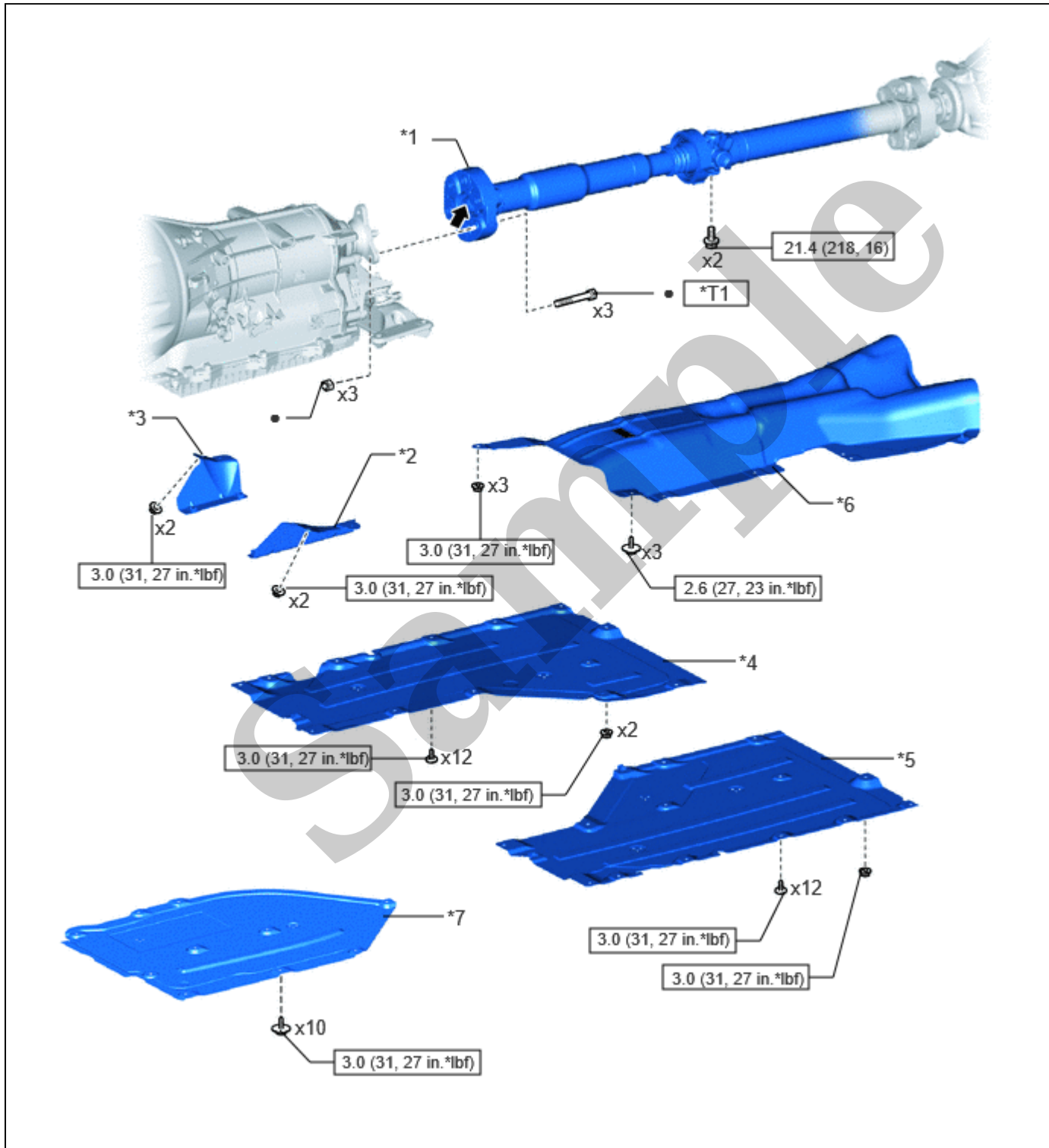
Model: Supra

Prod Date Range: [03/2019 - 07/2020]

Title: 8HP51 (AUTOMATIC TRANSMISSION / TRANSAXLE): AUTOMATIC TRANSMISSION REAR OIL SEAL: COMPONENTS; 2020 - 2021 MY Supra [03/2019 - 07/2020]

## COMPONENTS

## ILLUSTRATION



*1	PROPELLER SHAFT ASSEMBLY	*2	NO. 1 FLOOR HEAT INSULATOR
*3	NO. 2 FLOOR HEAT INSULATOR	*4	FRONT FLOOR COVER RH
*5	FRONT FLOOR COVER LH	*6	FRONT NO. 1 FLOOR HEAT INSULATOR
*7	FRONT FLOOR COVER	-	-