

# Your Ultimate Source for OEM Repair Manuals

FactoryManuals.net is a great resource for anyone who wants to save money on repairs by doing their own work. The manuals provide detailed instructions and diagrams that make it easy to understand how to fix a vehicle.

## 2009 CHEVROLET Colorado Regular Cab OEM Service and Repair Workshop Manual


[Go to manual page](#)

YOUR CURRENT VEHICLE

## Reaction Carrier Overhaul

### Reaction Carrier Overhaul

#### Removal Procedure



1.

Output Carrier Internal Gear Retaining Ring(1)@Output Carrier Internal Gear(3) »Remove

2. Reaction Carrier(2)@Output Carrier Internal Gear(3) »Remove

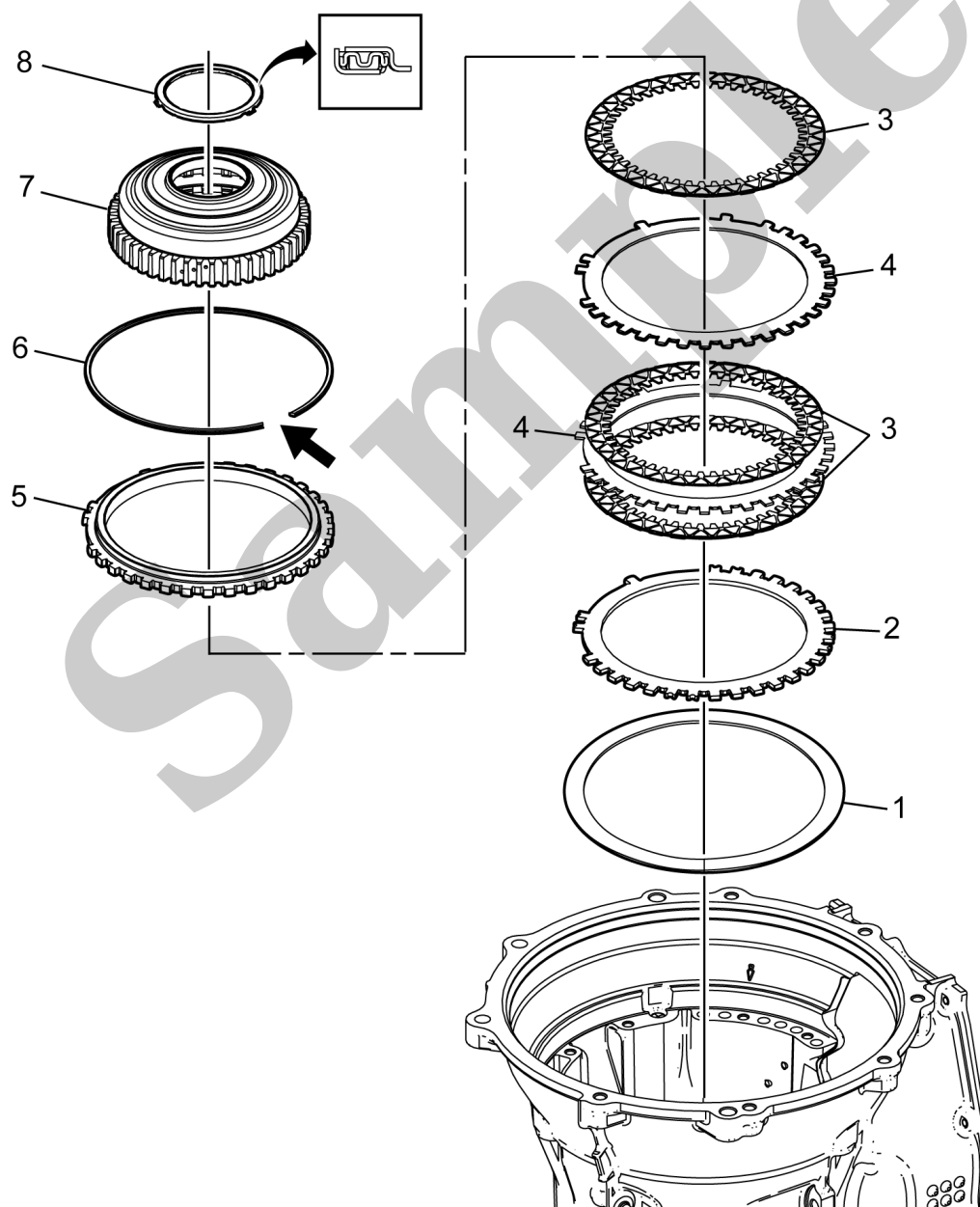
#### Cleaning and Inspection Procedure

1. **WARNING**

YOUR CURRENT VEHICLE

## Reaction Internal Gear and 1-2-3-4-5 Reverse Hub and 1-2-3-4-5 Reverse Clutch Plate Assembly Installation

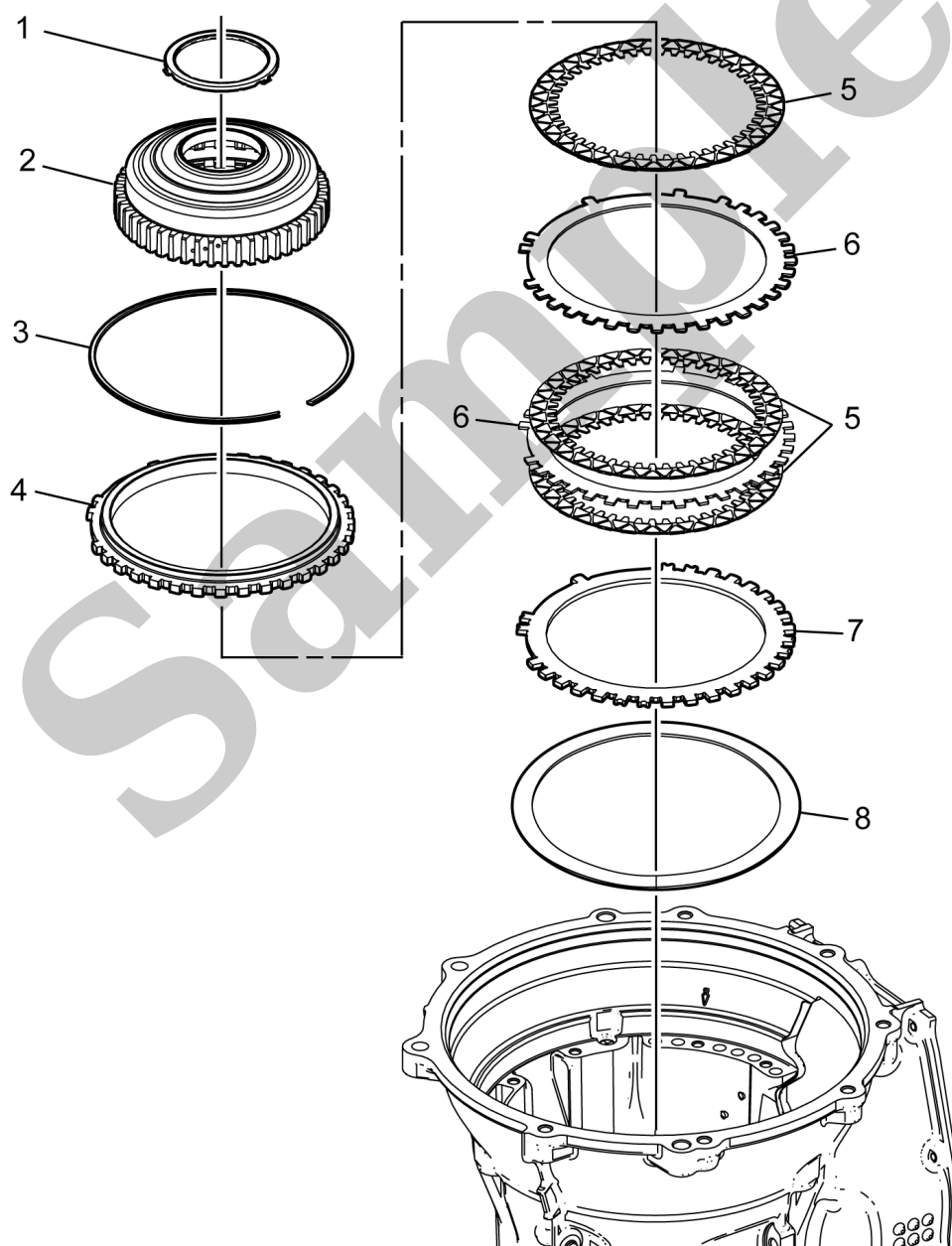
Reaction Internal Gear and 1-2-3-4-5 Reverse Hub and 1-2-3-4-5 Reverse Clutch Plate Assembly Installation



YOUR CURRENT VEHICLE

## Reaction Internal Gear and 1-2-3-4-5 Reverse Hub and 1-2-3-4-5 Reverse Clutch Plate Assembly Removal

Reaction Internal Gear and 1-2-3-4-5 Reverse Hub and 1-2-3-4-5 Reverse Clutch Plate Assembly Removal




YOUR CURRENT VEHICLE

## Reaction Internal Gear and 1-2-3-4-5 Reverse Hub Overhaul

### Reaction Internal Gear and 1-2-3-4-5 Reverse Hub Overhaul

#### Removal Procedure



1.

Reaction Internal Gear Retaining Ring(1)@Reaction Internal Gear and 1-2-3-4-5-Reverse Hub(3) »Remove

2. Reaction Internal Gear(2)@Reaction Internal Gear and 1-2-3-4-5-Reverse Hub(3) »Remove

#### Cleaning and Inspection Procedure

1.

**WARNING**