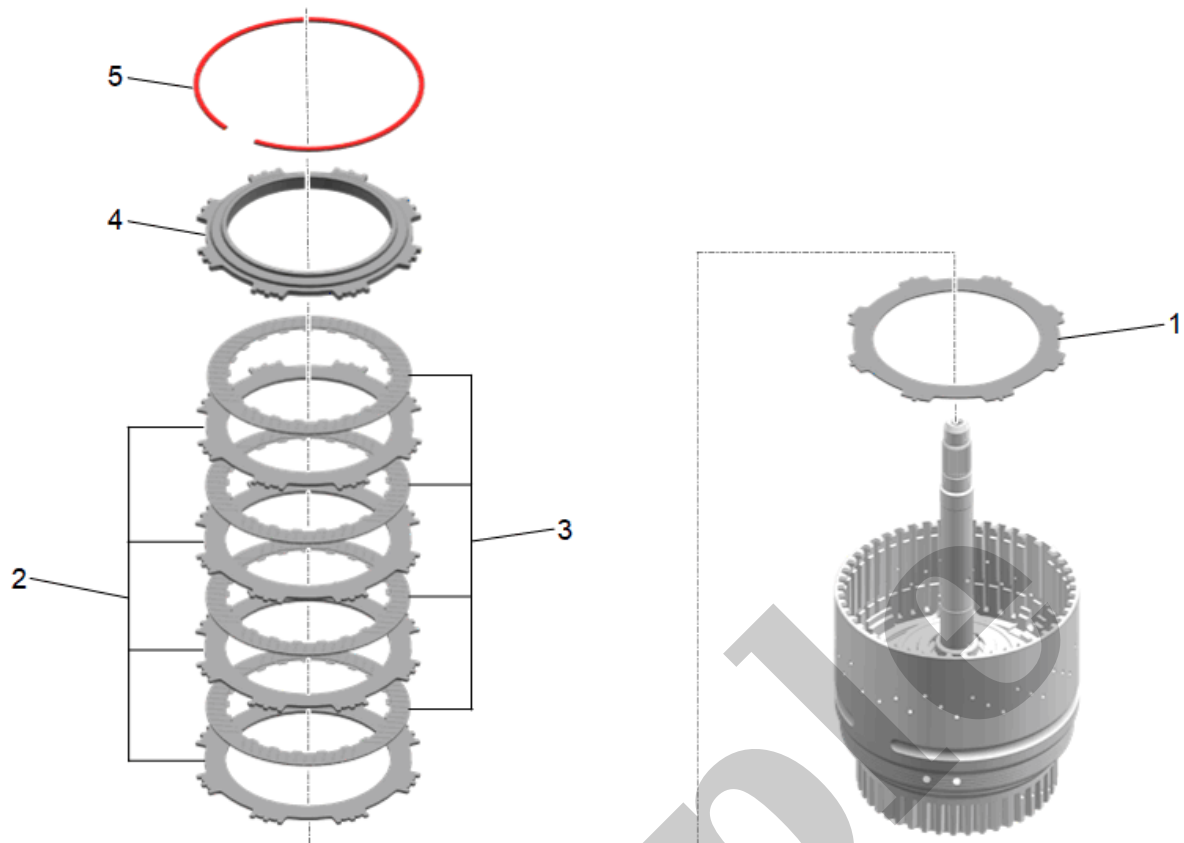


# Your Ultimate Source for OEM Repair Manuals

FactoryManuals.net is a great resource for anyone who wants to save money on repairs by doing their own work. The manuals provide detailed instructions and diagrams that make it easy to understand how to fix a vehicle.

## 2009 CHEVROLET Classic OEM Service and Repair Workshop Manual

[Go to manual page](#)



22.

#### NOTE

##### Note

The teeth on the clutch plate goes between notches on the piston.

Align center tooth with notch on piston.

23. 4-5-6-7-8-Reverse Clutch Plate—Waved (1) »Install

24. 4-5-6-7-8-Reverse Clutch Plate(2) »Install[4x]

25. 4-5-6-7-8-Reverse Clutch Plate—Friction(3) »Install[4x]

26. 4-5-6-7-8-Reverse Clutch Backing Plate(4) »Install

27. Select the correct retaining ring. [4-5-6-7-8 Reverse Clutch Backing Plate Retaining Ring Measurement](#)

28.

#### NOTE

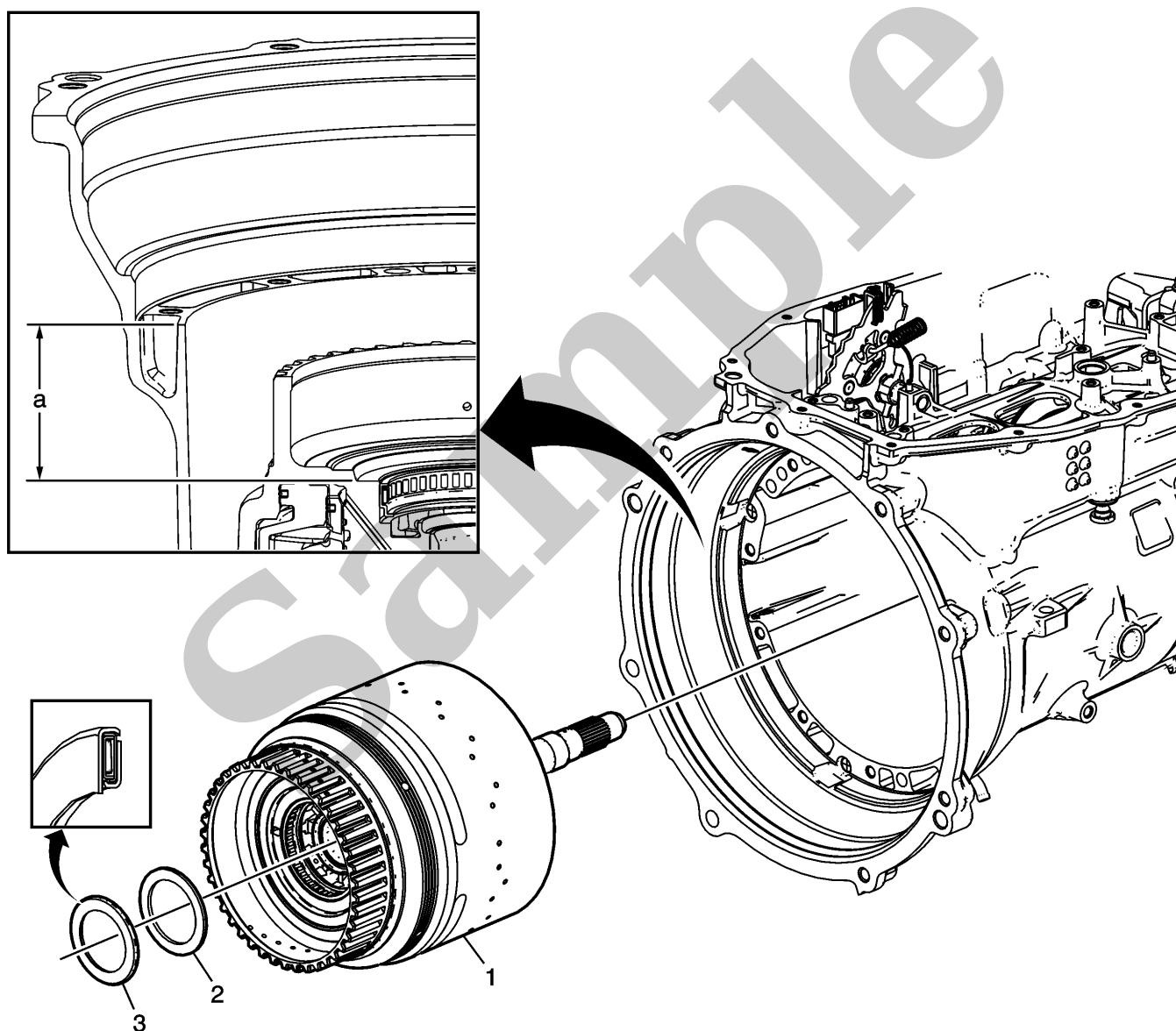
##### Note

The retaining ring opening should be between the teeth on the clutch plates.

YOUR CURRENT VEHICLE

## 2-3-4-6-8 and 4-5-6-7-8 Reverse Clutch Assembly Installation

### 2-3-4-6-8 and 4-5-6-7-8 Reverse Clutch Assembly Installation

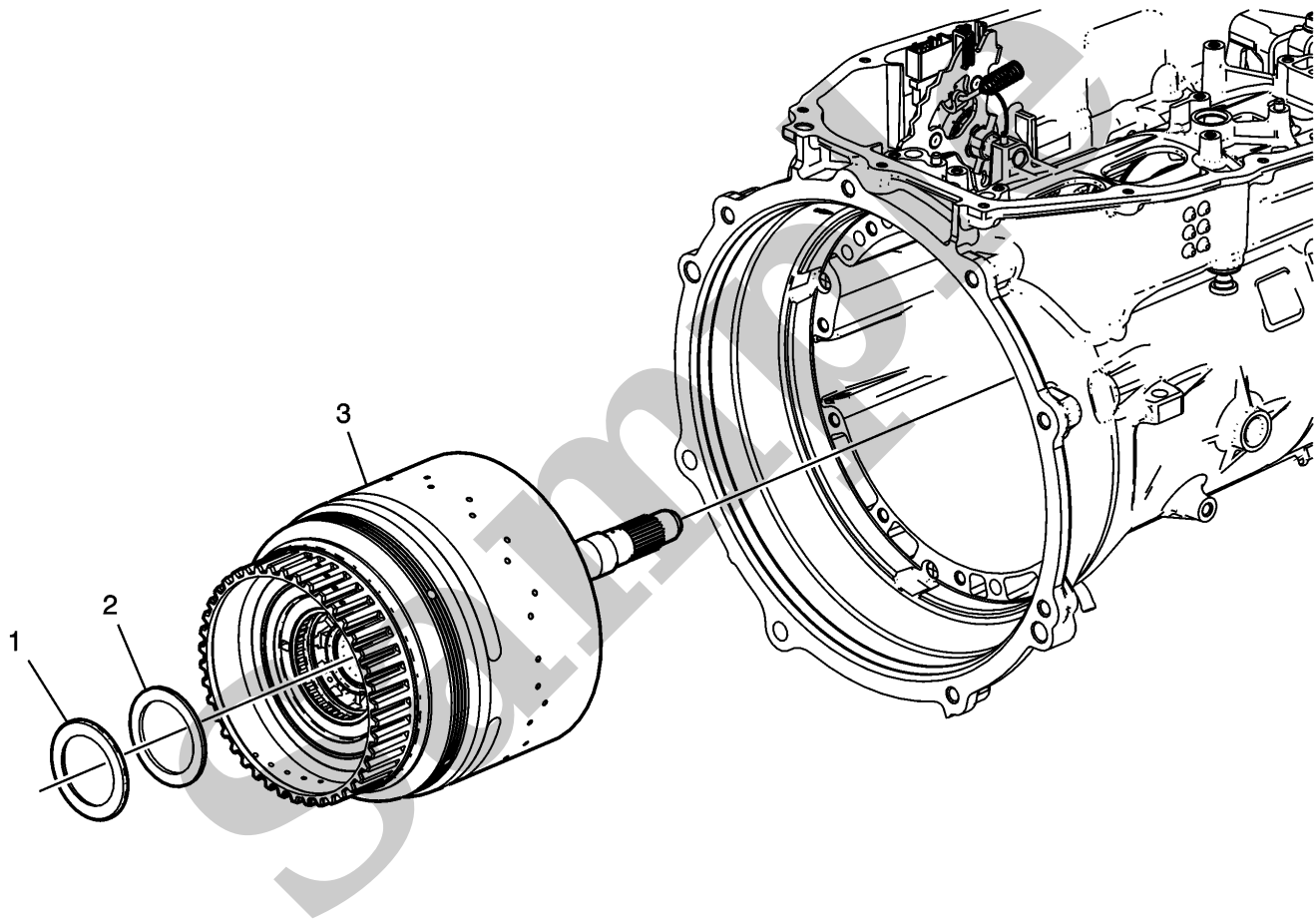


### 2-3-4-6-8 and 4-5-6-7-8 Reverse Clutch Assembly Installation

YOUR CURRENT VEHICLE

## 2-3-4-6-8 and 4-5-6-7-8 Reverse Clutch Assembly Removal

### 2-3-4-6-8 and 4-5-6-7-8 Reverse Clutch Assembly Removal



### 2-3-4-6-8 and 4-5-6-7-8 Reverse Clutch Assembly Removal

Callout	Component Name
1	2-3-4-6-8 and 4-5-6-7-8 Reverse Clutch Thrust Bearing
2	2-3-4-6-8 and 4-5-6-7-8 Reverse Clutch Thrust Bearing Washer
3	2-3-4-6-8 and 4-5-6-7-8 Reverse Clutch Assembly

YOUR CURRENT VEHICLE

## 2-3-4-6-8 and 4-5-6-7-8 Reverse Clutch Disassemble

### 2-3-4-6-8 and 4-5-6-7-8 Reverse Clutch Disassemble

#### Single Use Fasteners and Components

- 4-5-6-7-8-Reverse Clutch Piston Dam Retaining Ring
- 4-5-6-7-8-Reverse Clutch Piston Seal
- 4-5-6-7-8-Reverse Clutch Piston Seal
- 2-3-4-6-8 Clutch Piston Dam Retaining Ring
- 2-3-4-6-8 Clutch Piston Seal- Outer
- 2-3-4-6-8 Clutch Piston Seal- Inner
- 2-3-4-6-8 Clutch Piston Seal
- 4-5-6-7-8-Reverse Clutch Piston Seal
- 4-5-6-7-8-Reverse Clutch Piston Stop Seal
- 2-3-4-6-8 Clutch Piston Dam Seal[2x]

#### Special Tools

- **DT-35512** *Bearing Installer*
- **DT-45124** *Removal Bridge*
- **DT-47865** *Bearing Remover*
- **DT-50900** *Clutch Travel Support Fixture*
- **DT-50902** *Adjustable Clutch Spring Compressor*